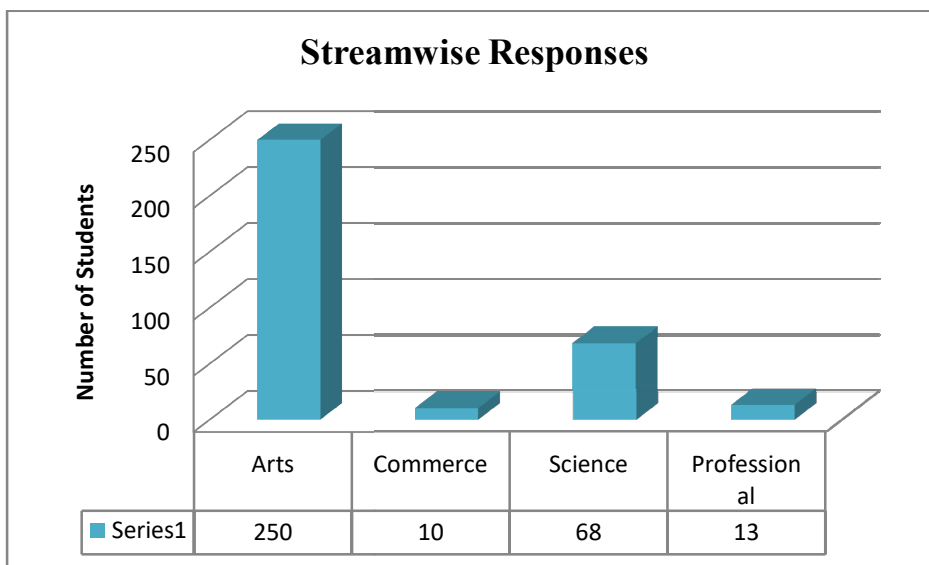
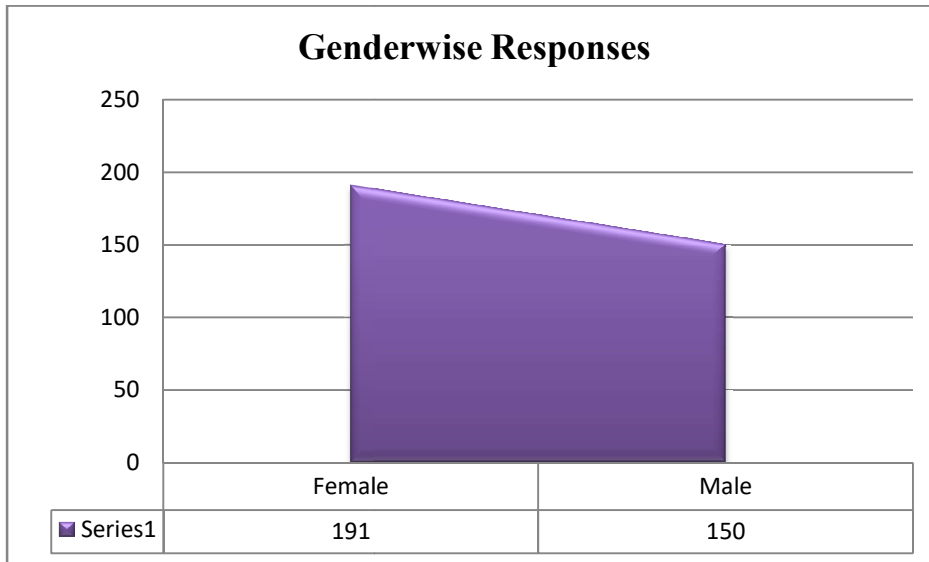
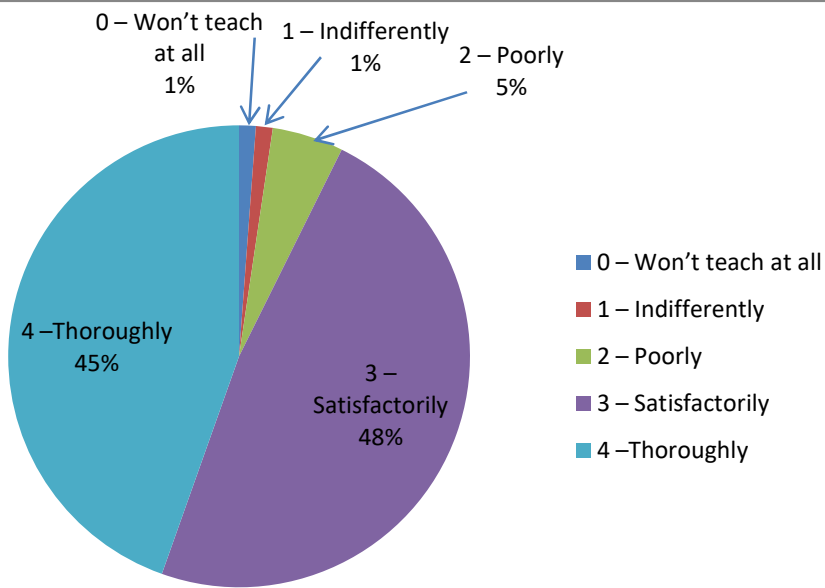
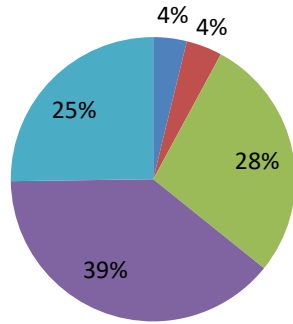


## SSS 2019-2020



### Syllabus Covered by the Teachers

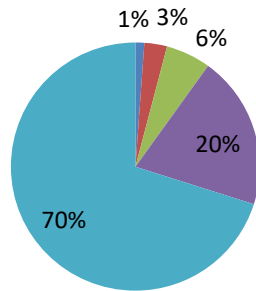
- 0-Below 30%
- 1-30 to 54%
- 2- 55 to 69%
- 3- 70 to 84%
- 4- 85 to 100%



### How Well Did the Teachers Prepare for the Classes

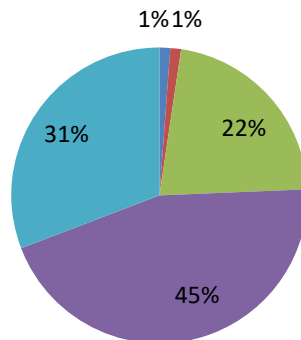
### How well were the teachers able to communicate?

- 0- Very poor communication
- 1- Generally ineffective
- 2 - Just satisfactorily
- 3 - Sometimes effective
- 4 - Always effective

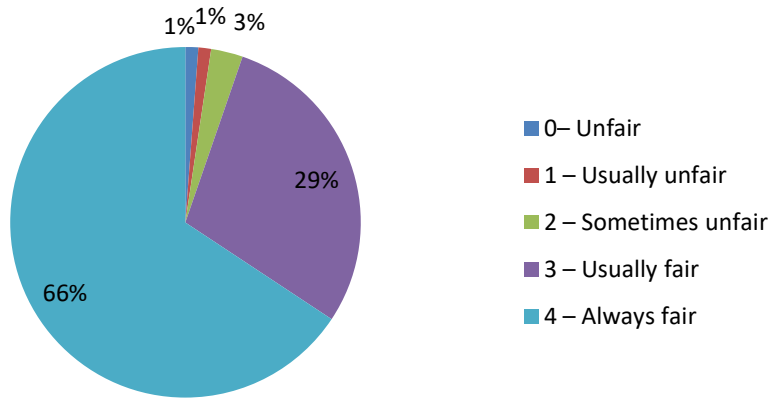


### The teacher's approach to teaching can best be described as

- 0- Poor
- 1 - Fair
- 2 - Good
- 3 - Very good
- 4- Excellent

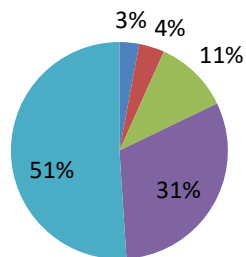


### Fairness of the Internal Evaluation Process by the Teachers



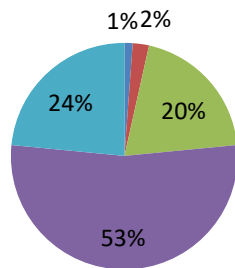
### Was your performance in assignments discussed with you?

- 0- Never
- 1 - Rarely
- 2 - Occasionally/Sometimes
- 3 - Usually
- 4 - Every time



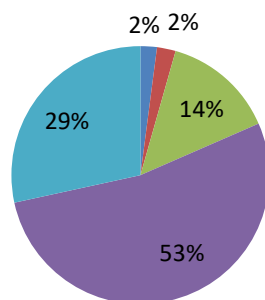
**The teaching and motivational process in your institution facilitates you in cognitive, social and emotional growth**

0 – Not at all    1 – Marginally    2 – Moderately  
3 – Very well    4 – Significantly



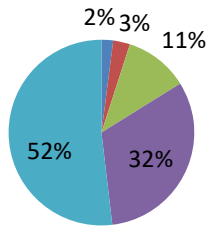
**The institution provides multiple opportunities to learn and grow**

0 – Strongly disagree    1 – Disagree    2 – Neutral  
3 – Agree    4 – Strongly agree



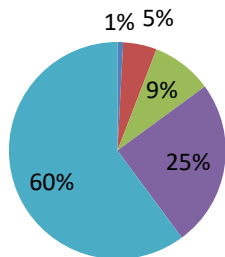
**Teachers inform you about your expected competencies, course outcomes and programme outcomes**

- 0 – Never
- 1 – Rarely
- 2 – Occasionally/Sometimes
- 3 – Usually
- 4 – Every time



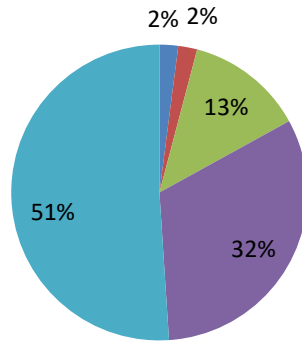
**The teachers illustrate the concepts through examples and applications**

- 0 – Never
- 1 – Rarely
- 2 – Occasionally/Sometimes
- 3 – Usually
- 4 – Every time



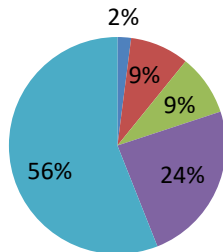
**The teachers identify your strengths and encourage you with providing right level of challenges**

■ 0 – Unable to ■ 1 – Slightly ■ 2 – Partially ■ 3 – Reasonably ■ 4 – Fully



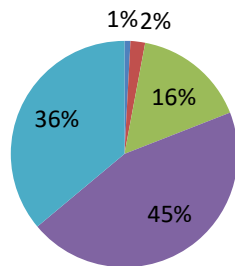
**Teachers are able to identify your weaknesses and help you to overcome them**

■ 0 – Never ■ 1 – Rarely  
■ 2 – Occasionally/Sometimes ■ 3 – Usually  
■ 4 – Every time



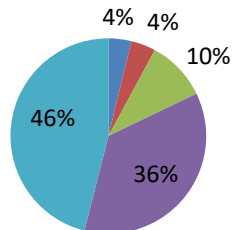
**The institution makes effort to engage students in the monitoring, review and continuous quality improvement of the teaching learning process**

0 – Strongly disagree    1 – Disagree    2 – Neutral  
3 – Agree    4 – Strongly agree



**The institute/ teachers use student centric methods, such as experiential learning, participative learning and problem solving methodologies for enhancing learning experiences.**

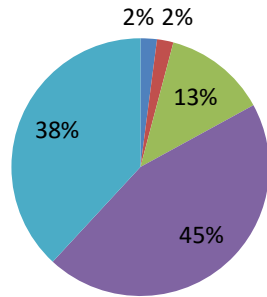
0 – Not at all    1 – Very little    2 – Some what  
3 – Moderate    4 – To a great extent





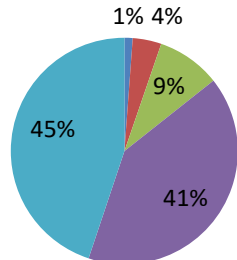
**Teachers encourage you to participate in extracurricular activities**

- 0 – Strongly disagree
- 1 – Disagree
- 2 – Neutral
- 3 – Agree
- 4 – Strongly agree



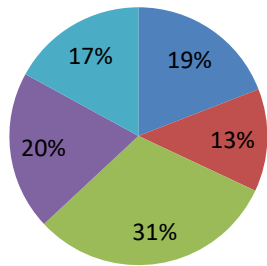
**Efforts are made by the institute/ teachers to inculcate soft skills, life skills and employability skills to make you ready for the world of work**

- 0 – Not at all
- 1 – Very little
- 2 – Some what
- 3 – Moderate
- 4 – To a great extent



**What percentage of teachers use ICT tools such as LCD projector, Multimedia, etc. while teaching**

■ 0 – Below 29% ■ 1 – 30 – 49% ■ 2 – 50 – 69%  
■ 3 – 70 – 89% ■ 4 – Above 90%



**The overall quality of teaching-learning process in your institute is very good**

■ 0 – Strongly disagree ■ 1 – Disagree ■ 2 – Neutral  
■ 3 – Agree ■ 4 – Strongly agree

